



Dhiman Systems (India) Ltd. is ISO 9001:2000 certified company from TUV of Germany. It is the first company to get this certificate in this line in India and one of the rare in the world.

DSIL is professionally managed company having a team of dedicated, qualified and competent people working for it, who can rise up to any challenge. Most of the operations of the unit are computerized right from procurement of material to designing, production, marketing & finance etc.

The after sales service provided by DSIL is one of the best in the WORLD.

DSIL have mastered the concept of supplying complete confectionery plant and handing over to customers in full swing with complete technical know-how and personnel training. Due to this the company has been able to build up an excellent international reputation.

DSIL is regularly participating in various leading National and International exhibitions from time to time to keep their customers in touch with latest developments and trends. It is member of various trade and industry associations at National & International Level.

DSIL has supplied machines all over India and exporting machines to quality conscious Europe, Africa, Middle East and Asia. The major sales promotion media of DSIL is the existing valuable customers who are well satisfied with quality of machines and hence refer DSIL machines to others.

Contact for your requirement, and DSIL shall be happy to evaluate your specific need and requirement according to your budget and will suggest plant most suitable to you.


Customer satisfaction, good quality, latest technology, innovative products, excellent performance, best service, fair prices and fair dealing are the great strengths of DSIL.

## CANDY PLANT 2000 Kg. / SHIFT



### SYRUP TANK

Model	: DSST1000
Capacity	: 1000 Ltrs./batch
Drive	: 2 H.P.
Steam Consumption	: 100 Kg/batch
Dimensions	: 1900x1500x2000
Weight	: Nett. 500 Kg. Gross 800 Kg.




### VACCU M BATCH COOKER

Model	: DSCV0050
Capacity	: 1000 Kg/Shift
Drive	: 1.5+5=6.5 HP
Batch Size	: 50 Kg/Batch
Batch Time	: 20-25 Minutes (Conditional)
Dimensions	: 1220 X 940 X 2000 mm
Weight	: Net 500 Kg. Gross 900 Kg.




### BATCH COOLING PLATE

Model	: DSCP0050
Capacity	: 50 Kg/Batch
Water Required	: 1-50 Ltr./hour
Cooling Area	: 1525 X 915 / 1828 X 1220
Dimensions	: 1930 X 965 X 914 mm
Weight	: Net 500 Kg. Gross 750 Kg
Usage	: Both sides / Single Side



POWDER FILLER




### BATCH FORMER

Model	: DSFM0075
Capacity	: 75 Kg./Batch
Drive	: 0.5+0.5=1HP
Rope Dia	: 20-60 mm
Heater	: 1 Kw
Dimensions	: 2300 X 570 X 1700 mm
Weight	: Net 450 Kg. Gross 850 Kg.



PULLING HEAD



### ROPE SIZER 3 STAGE

Model	: DSS00003
Speed	: 60 Meter Rope/Minute
Drive	: 1 HP
Sizing Wheel	: Input 33, Output 21 mm
Dimensions	: 810 X 500 X 1320 mm
Weight	: Net 325 Kg. Gross 475 Kg.



CANDY WITH HOLE



12" POP DIE




12" SPRING TYPE DIE



### 12" PLAST-O-PLAST/SPRING TYPE

Model	: DSSR2000/DSST3000
Capacity	: 2000 / 3000 Kg./Shift*
Drive	: 3 HP + 0.25 HP
Min. Candy	: 10 X 10 mm
Max. Candy	: 60 X 40 mm
Dimensions	: 1370 X 990 X 1425 mm
Center Filling	: Powder and Semi Solid Possible
Weight	: Net 850 Kg. Gross 1100 Kg.



### THREE WAY COOLING CONVEYOR

Model	: DSCT2000
Capacity	: 2000 Kg/Shift
Blower	: 3 HP
Wiremesh	: 100, 200, 300 mm
Dimensions	: 5180 X 550 X 940 mm
Weight	: Net 650 Kg. Gross 1115 Kg



### VIBRATING SIEVE


Model	: DSCM1000
Application	: Sorting of Scrap
Drive	: 0.5 HP
Dimensions	: 1000 X 750 X 600 mm
Weight	: Net 400 Kg., Gross 650 Kg

## CANDY PLANT 6000 Kg. / SHIFT




### CONTINUOUS BATCH VACUUM COOKER

Model	: DSCC0750
Capacity	: 6000 Kg./Shift
Drive	: 3 + 7.5 HP
Batch Size	: Adjustable 10-75 Kg.
Batch Time	: 5-30 Minutes
Dimensions	: 2700 X 1100 X 2100 mm
Weight	: Net 2000 Kg., Gross 2570 Kg.




### SUGAR BATCH KNEADER

Model	: DSKR0050+DSKP5050
Capacity	: 50 Kg/Batch
Drive	: 5 HP
Water Consumption	: 50 Ltr./50 Kg Mass
Dimensions	: 1880 X 1780 X 1550 mm
Side Plates	: Left 1750 X 880 mm, Right 1000 X 880 mm
Weight	: Net 1350 Kg., Gross 1900 Kg. without Plates



### CENTRE FILLING MACHINE

Model	: DSCF6000
Filling Capacity	: 6000 Kg. Candy/Shift
Drive	: 1 HP
Dimensions	: 890 X 430 X 1445 mm
Weight	: Net 250 Kg. Gross 450 Kg.




### BATCH FORMER

Model	: DSFM0075
Capacity	: 75 Kg./Batch
Drive	: 0.5+0.5=1HP
Rope Dia	: 20-60 mm
Heater	: 1 Kw
Dimensions	: 2300 X 570 X 1700 mm
Weight	: Net 450 Kg. Gross 850 Kg.




### ROPE SIZER 5 STAGE

Model	: DSS00005
Speed	: 110 Meter Rope/Minute
Drive	: 1 HP
Sizing Wheel	: Input 41, Output 16 mm
Dimensions	: 1300 X 500 X 1320 mm
Weight	: Net 400 Kg., Gross 600 Kg.




### HIGH SPEED CANDY FORMING MACHINE

Model	: DSUP6000
Capacity	: 6000 Kg/Shift*
Power	: 7 HP
Min./Max. Size	: 16 x 16 mm/ 60 x 40 mm
Center Filling	: Liquid, Solid and Powder
Other application	: Gum product forming
Dimensions	: 1150 x 1100 x 1600 mm
Weight	: Net 950 Kg. Gross 1300 Kg



### THREE WAY COOLING CONVEYOR

Model	: DSCT6000
Capacity	: 6000 Kg/Shift
Blower	: 4 HP
Drive	: 3 HP
Wiremesh	: 1000 mm all three with chain
Dimensions	: 6500 x 1200 x 1900 mm
Weight	: Net 1800 Kg., Gross 2800 Kg.



### DIE CARRIER

Model	: DSDC0012
Max. Height	: 1200 mm
Min. Height	: Ground Level
Application	: Lifting of Die
Dimensions	: 915 X 690 X 1600 mm
Weight	: Net 190 Kg., Gross 330 Kg.




### SORTER THICKNESS & DIA

Model	: DSSD0006
Capacity	: 6000 Kg./Shift
Drive	: 0.5+0.5 H.P.
Dimensions	: 1000 X 1100 X 550 mm
Weight	: Net. 500 Kg. Gross 750 Kg.



CANDY PLANT 4000 Kg. / SHIFT



SUPER ROBUST CANDY FORMING MACHINE		THREE WAY COOLING CONVEYOR		SPIRAL SORTER	
Model	: DSSR4000	Model	: DSCT4000	Model	: DSSS0004
Capacity	: 4000 Kg/Shift*	Capacity	: 4000 Kg/Shift	Application	: Sorting of under/over size candies
Power	: 5 HP	Blower	: 6 HP	Drive	: 0.5 HP
Die Blower	: 0.5 HP	Wiremesh	: 100, 300, 600 mm	Number of Rollers	: According to width of output conveyor
Min. Size	: 16 x 16 mm	Dimensions	: 6500 X 800 X 940 mm	Dimensions	: Depending on rollers
Max. Size	: 60 x 40 mm	Weight	: Net 1200 Kg. Gross 1950 Kg	Weight	: Depending on size
Dimensions	: 1100 x 1000 x 1200 mm				
Weight	: Net 850 Kg., Gross 1100 Kg.				

CANDY PACKING MACHINES



PILLOW PACK MACHINE		CANDY WRAPPING MACH. DOUBLE TWIST	
Model	: DSPP400/DSPP600	Model	: DSCW0300/DSCW0450
Capacity	: 400/600 pcs/min**	Capacity	: 300/450 Pcs./Minute**
Drive	: 1/4 HP	Drive	: 2 HP
Heater	: 2.5 Kw	Min. Size	: 16 X 12 X 5 mm
Min. Size	: 20 X 12 X 5 mm	Max. Size	: 36 X 25 X 20 mm
Max. Size	: 36 X 25 X 20 mm	Dimensions	: 1700 X 1575 X 1650 mm
Wrapping Paper	: Heat Sealable Film	Automation	: No Sweet No Paper Mechanism
Dimensions	: 1800 X 1000 X 1570 mm	Heater/blower	: 1 Kw + 0.5 HP (optional)
Weight	: Net 700 Kg. Gross 1000 Kg.	Weight	: Net 1100 Kg., Gross 1500 Kg.

\*Depending on size and weight of product \*\* Depending on quality of product, wrapping paper and other allied conditions  
Continuous improvement in machines and R&D may alter technical data and appearance of machines and we may not inform in advance to customers.

CANDY PLANT



ISO 9001:2000 TUV GERMANY  
CONFECTIONERY MACHINES

